



Travelling by bus or taxi

- Ensure your child gets safely to the agreed pick-up point, arriving in good time.
- It is essential that your child understands the importance of good behaviour.




The Walking Bus



- A group of children who walk together with adult supervision is known as a **walking bus**

Park and Stride

- These schemes are suitable for children who live too far away to walk to school. Parents park at an agreed location and complete the journey on foot.

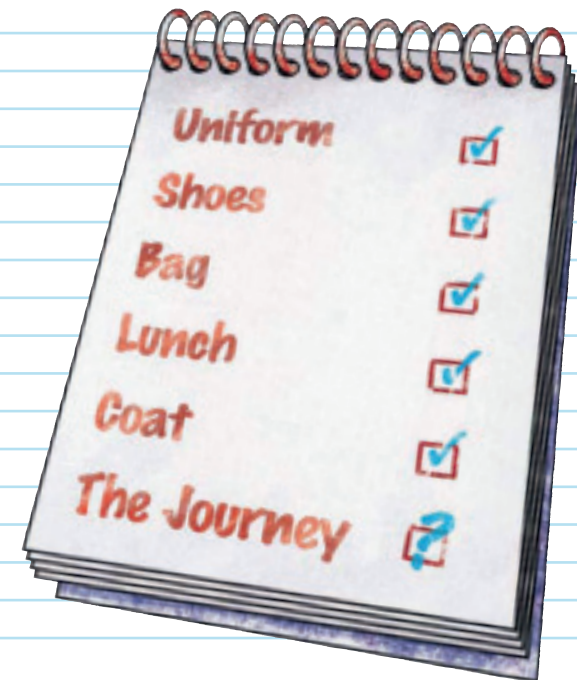


For more details contact your headteacher



to Mum or Dad

Starting school
Getting there safely



Uniform

Shoes

Bag

Lunch

Coat

The Journey

Walking to school...

good for YOU, good for EVERYONE!

Do you really need the car?


- Children who walk to school are more alert and more attentive than those who travel by car.
- Walking to and from school helps to keep children fit.
- The exercise will be good for you!
- The walk to school can be used to help children develop the necessary skills to stay safe when out and about.




A walking start means a healthy heart

Safer places to cross

Set a good example by using safer crossing places correctly with your children



at a pelican crossing



at a zebra crossing



cross in front of the school crossing patrol when signalled to do so



at a traffic island

The Green Cross Code

- First find a safe place to cross then **stop**.
- Stand on the pavement near the kerb.
- **Look** all around for traffic and **listen**.
- If traffic is coming, let it pass and look all around again.
- When there is no traffic near, walk straight across the road.
- Keep looking and listening for traffic while you cross.

Make sure your child can be seen

Fluorescent materials are good for daytime

Reflective materials are good in the dark



Driving to school



If you drive your child to or from school, here's how you can help:

- Keep the school entrances clear.
- Don't cause congestion outside school, park a little further away and walk.
- Avoid stopping on or opposite school 'Keep Clear' markings. They are there to provide a clear area for children to cross the road safely.
- Ensure children get out of the car on the pavement side - **NEVER** into the road.

Always make sure everyone wears their seatbelt



Don't get out onto the road!